



Revenue Q1 2026

April 23, 2026

2026



Disclaimer

This presentation contains "forward-looking statements" within the meaning of the Private Securities Litigation Reform Act of 1995. Forward-looking statements are based on expectations and assumptions that we believe to be reasonable when made, but that may not prove to be accurate. By their nature, forward-looking statements involve risk and uncertainty. Consequently, the company cannot guarantee their accuracy and their completeness, and actual results may differ materially from those the company anticipated due to a number of uncertainties, many of which the company is not aware of.

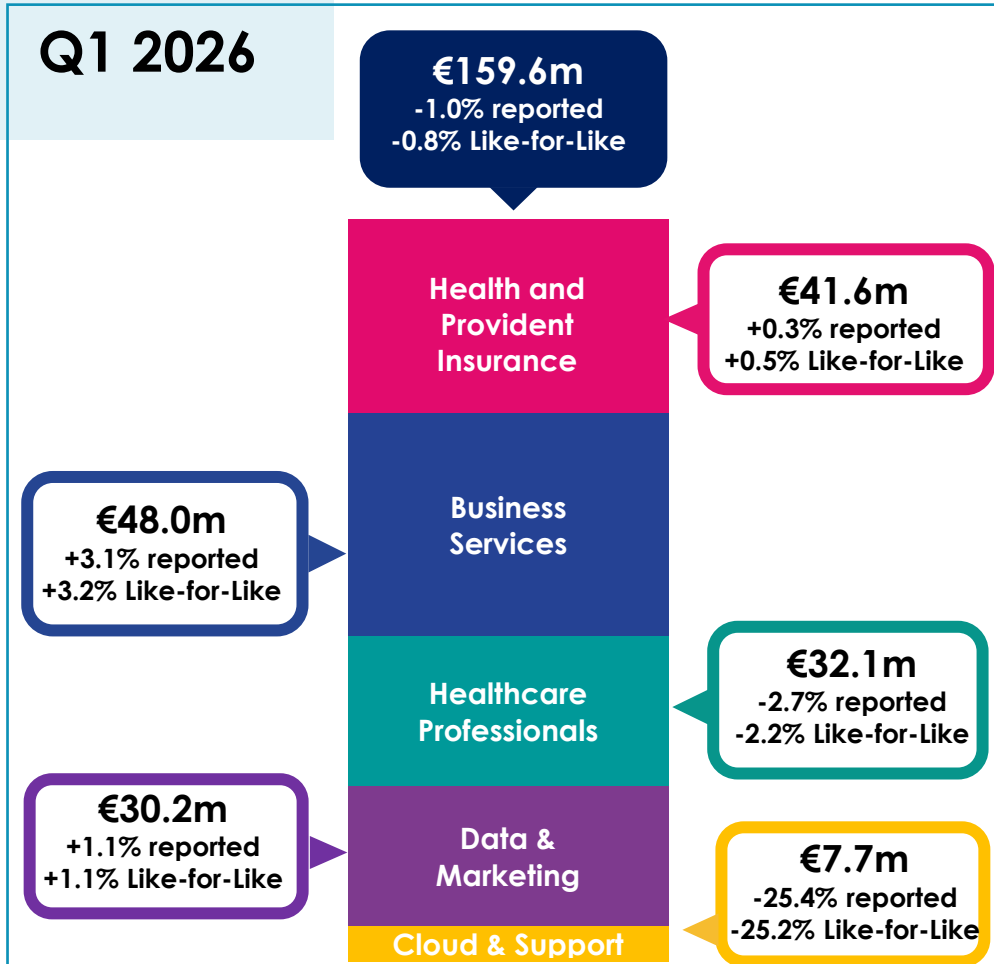
For additional information concerning important factors that may cause the company's actual results to differ materially from expectations and underlying assumptions, please refer to the reports filed by the company with the Autorité des Marchés Financiers.

Any forward-looking statement speaks only as of the date on which it is made, and we assume no obligation to update or revise any forward-looking statement, whether as a result of new information, future events, or otherwise, except as required by law.



Q1 2026 Highlights

Q1 2026



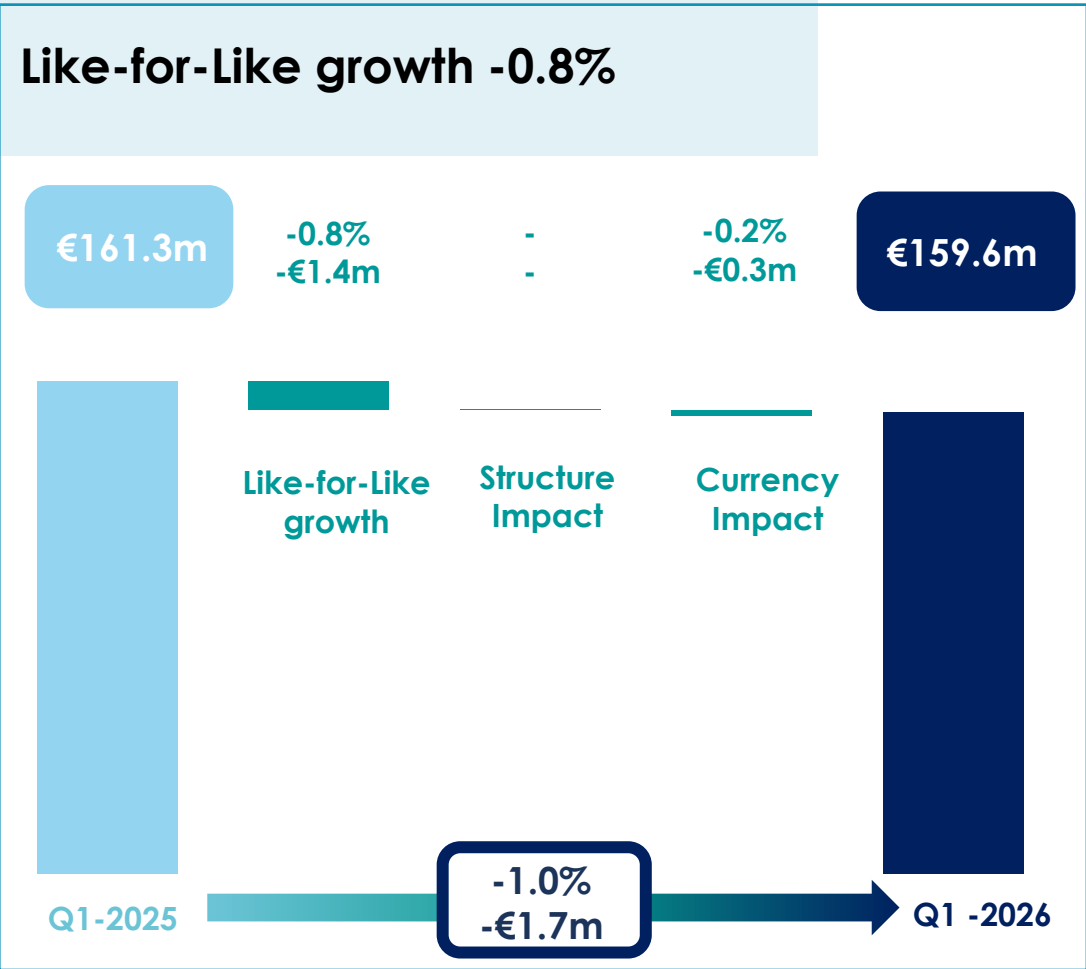
Highlights

- Growth: Reported : **-1.0%** ; Like-for-Like **-0.8%**
- Growth in **France** held by **Business Services** activities (HR & e-business)
- Growth in **international** subsidiaries in the **Health & Provident Insurance** and **Healthcare professionals** business units
- Negative comparison effects for the **Cloud & Support** business unit

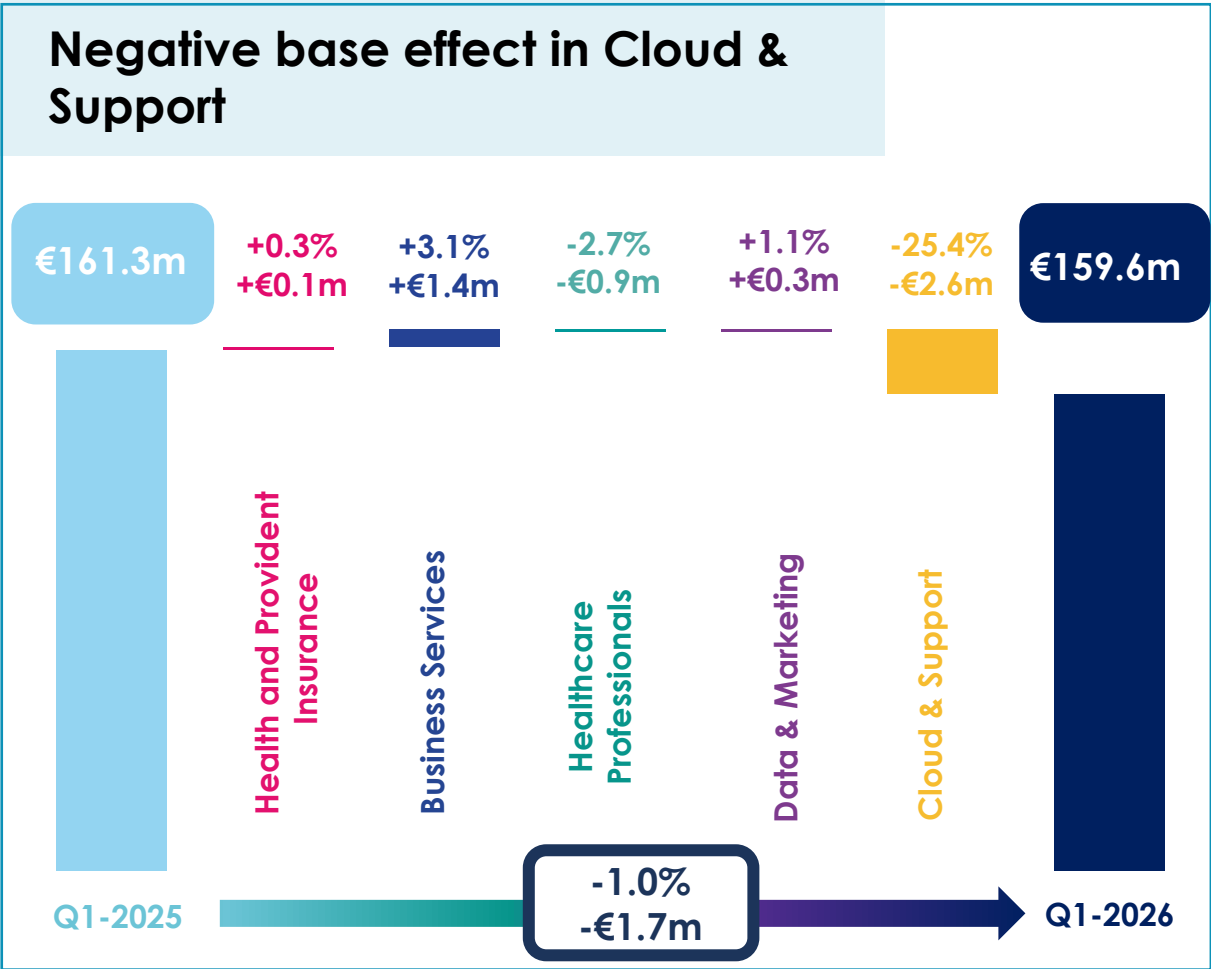


Q1 2026 Revenue

Like-for-Like growth -0.8%



Negative base effect in Cloud & Support





Our Business Units

Health and Provident Insurance

- **Software** for supplementary health and provident insurers
- **Flow, Third party payment, outsourced management** and other services

Healthcare Professionals

- **Software** for doctors, dentists, allied health professionals, pharmacists
- **Telemedicine, scheduling** and appointments booking
- **Scientific database** on medications and health products

Cloud & Support

- Critical applications and **Health Data Hosting**
- **IT services and cybersecurity**
- Offshore and nearshore **Support**

Business Services

- **E-invoicing and procurement**
- **Healthcare flows**
- **Payroll and HR** solutions and services

Data & Marketing

- **Health data and analytics** for the healthcare market
- **Phygital Communication** in healthcare
- **E-promotion**



Health & Provident Insurance

26.1%

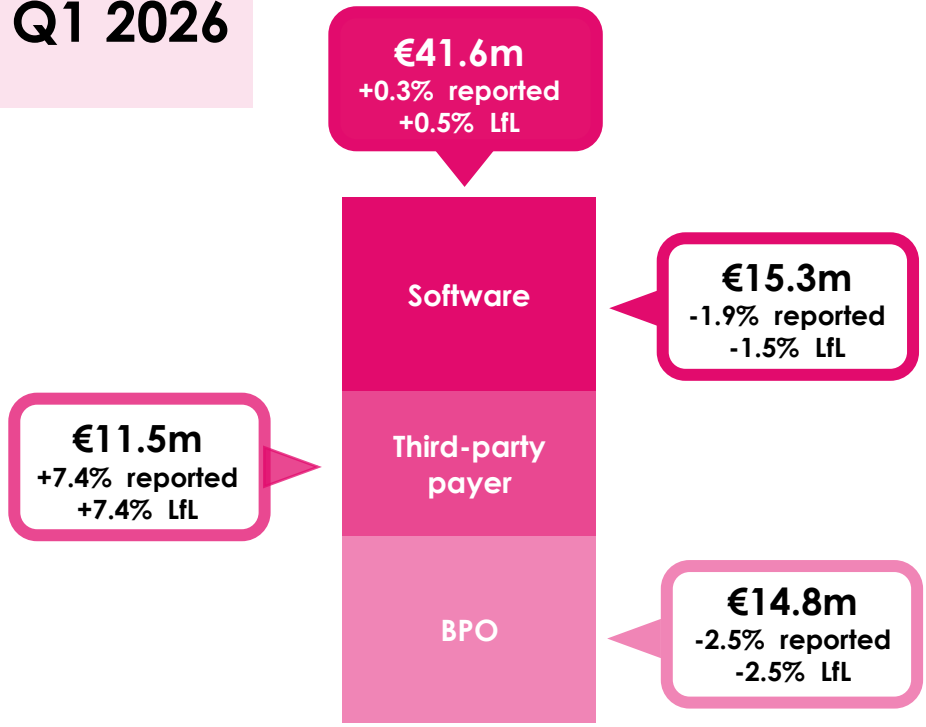
of Q1 2026 revenue

€41.6m

Q1 2026 Revenue

Growth +0.1m
Reported +0.3%
Like-for-Like +0.5%

Q1 2026



Q1 2026

| | Revenue | | | Change 2026 / 2025 | |
|---|-------------|-------------|-------------|--------------------|--------------|
| | Q1 2026 | Q1 2025 | €m | % reported | % LfL |
| <i>in millions of euros</i> | | | | | |
| Total Health and Provident Insurance | 41.6 | 41.5 | +0.1 | +0.3% | +0.5% |
| Software | 15.3 | 15.6 | -0.3 | -1.9% | -1.5% |
| Third-party payer | 11.5 | 10.7 | +0.8 | +7.4% | +7.4% |
| BPO | 14.8 | 15.2 | -0.4 | -2.5% | -2.5% |

- **Software** : growth in UK, slight drop in project-based revenue in France
- **Third-party payer** : continued trend and start of a new client
- **BPO** : decrease in the number of beneficiaries managed by its clients



Business Services

30.1%

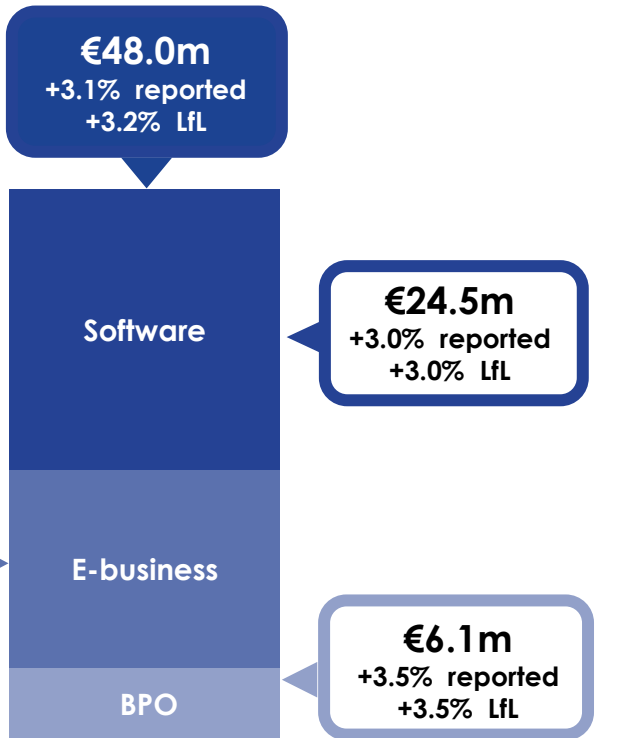
of Q1 2026 revenue

€48.0m

Q1 2026 Revenue

Growth +€1.4m
Reported +3.1%
Like-for-Like +3.2%

Q1 2026



Q1 2026

| | Revenue | | | Change 2026 / 2025 | |
|--------------------------------|-------------|-------------|-------------|--------------------|--------------|
| | Q1 2026 | Q1 2025 | €m | % reported | % LfL |
| <i>in millions of euros</i> | | | | | |
| Total Business Services | 48.0 | 46.6 | +1.4 | +3.1% | +3.2% |
| Software | 24.5 | 23.8 | +0.7 | +3.0% | +3.0% |
| e-business | 17.4 | 16.9 | +0.5 | +3.0% | +3.4% |
| BPO | 6.1 | 5.9 | +0.2 | +3.5% | +3.5% |

- **Software** : start up of 2025 contracts
- **e-business** : revenue fueled first round of e-invoicing reform in September 2026
- **BPO**: new clients



Healthcare Professionals

20.1%

of Q1 2026 revenue

€32.1m

Q1 2026 Revenue

Growth -€0.9m
Reported -2.7%
Like-for-Like -2.2%

Q1 2026

€32.1m
-2.7% reported
-2.2% LfL

Cegedim Santé
(Group)

€18.7m
-1.0% reported
-1.0% LfL

Doctors
ex. France

€3.7m
+4.0% reported
+4.4% LfL

Pharmacists

€9.7m
-8.0% reported
-6.7% LfL

Q1 2026

Revenue

Change
2026 / 2025

in millions of euros

Total Healthcare Professionals

Cegedim Santé (Group)

Doctors ex. France

Pharmacists

Q1 2026

Q1 2025

€m

% reported

% LfL

32.1

33.0

-0.9

-2.7%

-2.2%

18.7

18.9

-0.2

-1.0%

-1.0%

3.7

3.6

+0.1

+4.0%

+4.4%

9.7

10.5

-0.8

-8.0%

-6.7%

- **Cegedim Santé (Group)** : growth at Maia and Claude Bernard data base
- **Doctors ex.France** : dynamic growth in Spain, new product in Belgium gaining traction
- **Pharmacists** : restructuring in France weighed on revenue, upward trend in UK.



Data & Marketing

18.9%

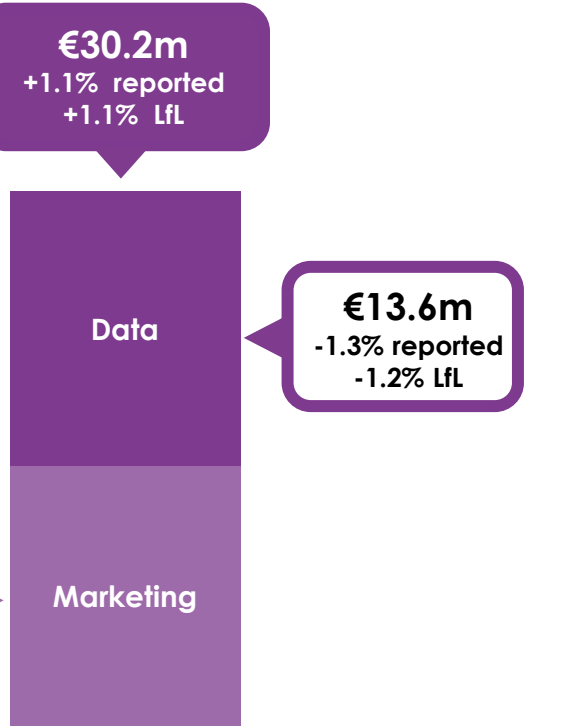
of Q1 2026 revenue

€30.2m

Q1 2026 Revenue

Growth +€0.3m
Reported +1.1%
Like-for-Like +1.1%

Q1 2026



Q1 2026

| | Revenue | | | Change 2026 / 2025 | |
|-----------------------------|---------|---------|------|--------------------|-------|
| | Q1 2026 | Q1 2025 | €m | % reported | % LfL |
| <i>in millions of euros</i> | | | | | |
| Total Data & Marketing | 30.2 | 29.9 | +0.3 | +1.1% | +1.1% |
| Data | 13.6 | 13.8 | -0.2 | -1.3% | -1.2% |
| Marketing | 16.6 | 16.1 | +0.5 | +3.1% | +3.1% |

- **Data** : France on the rise and more challenging business abroad.
- **Marketing** : start of the activity in Spain



Cloud & Support

4.8%

of Q1 2026 revenue

€7.7m

Q1 2026 Revenue

Growth -€2.6m
Reported -25.4%
Like-for-Like -25.2%

Q1 2026

€7.7m

-25.4 % reported
-25.2 % LfL

Cloud
&
Support

Q1 2026

Revenue

Change
2026 / 2025

| | Q1 2026 | Q1 2025 | €m | % reported | % LfL |
|----------------------------------|------------|-------------|-------------|---------------|---------------|
| <i>in millions of euros</i> | | | | | |
| Total Cloud & Support | 7.7 | 10.3 | -2.6 | -25.4% | -25.2% |

- **Cloud & Support** : demanding comparison; end of a significant outsourcing contract and strong trading period in Q1 2025.




Outlook 2026



Revenue

**Like-for-Like
growth above 2 %**



Recurring Operating Income
&
Operating Income

Expected to increase

*Disclosure: Based on currently available information.
The Group does not provide earnings estimates or forecasts.*



Financial agenda





Q & A

Thank you for your attention

For more information

Investors.relations@cegedim.com



www.cegedim.fr/finance

