

€441m
REVENUE

€61m
EBITDA

14%
EBITDA MARGIN


+4,000
EMPLOYEES

As of 12.31.2016

Overview » 2017

CEGEDIM SKILLS

Health Insurance, HR and E-services



Payers



HR



Pharma



e-business



Hospitals

€262m
Revenue

€44m
EBITDA

17%
EBITDA margin

Healthcare Professionals



Physicians



Paramedical staff



Pharmacists

€175m
Revenue

€21m
adjusted EBITDA⁽¹⁾

12%
adjusted EBITDA margin⁽¹⁾

Activities not allocated

€3m
Revenue

€1m
EBITDA

21%
EBITDA margin

PRODUCTS AND OFFERINGS



- Software
- Services
- BPO
- Third-party payer



- Dematerialization
- Invoices
- Signature
- Digitization
- EDI
- Payment management



- Pay
- BPO
- TAM



- Supply chain



- Data
- Supply chain
- Digital media



- Software
- Database
- Services
- BPO



- Software
- Database
- Services
- Supply chain
- Digital media



- Software
- Database
- Services



FINANCIAL EVENTS

27 JULY
Q2 2017 Revenue

22 SEPTEMBER
SFAF meeting

21 SEPTEMBER
H1 2017 Results

26 OCTOBER
Q3 2017 Revenue

More on:

www.cegedim.com/agenda



CONTACTS

Aude Balleydier

Communication & Press Manager
+33 (0)1 49 09 68 81 - aude.balleydier@cegedim.com

Jan Eryk Umiastowski

Chief Investment Officer & Head of Investor Relations
+33 (0)1 49 09 33 36 - janeryk.umiastowski@cegedim.com



NEWS

Follow Cegedim's News:

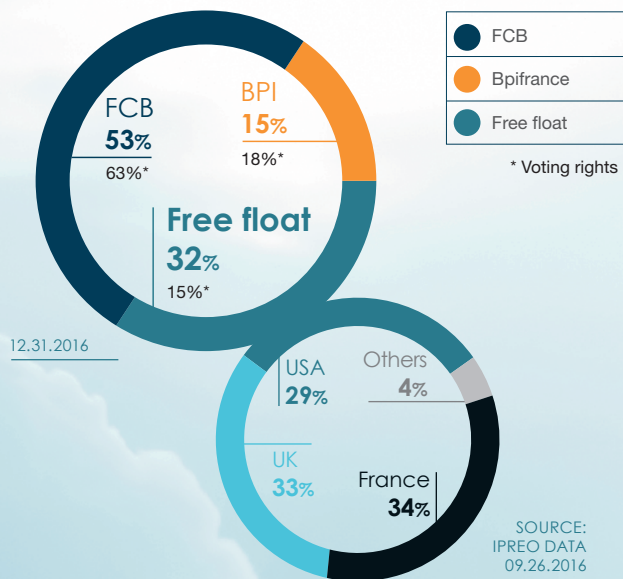
@cegedimGroup

[linkedin.com/company/cegedim](https://www.linkedin.com/company/cegedim)

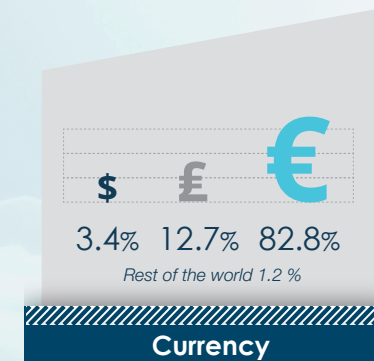
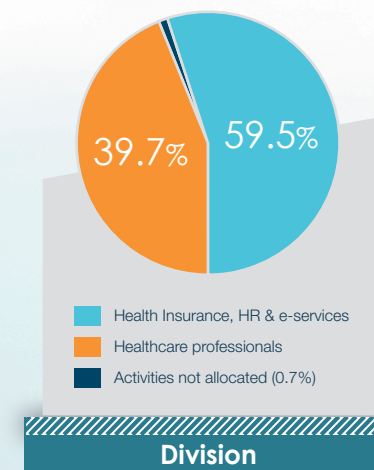
Mobile Application
Cegedim IR



CEGEDIM EQUITY



2016 REVENUE BREAKDOWN



STRATEGY

